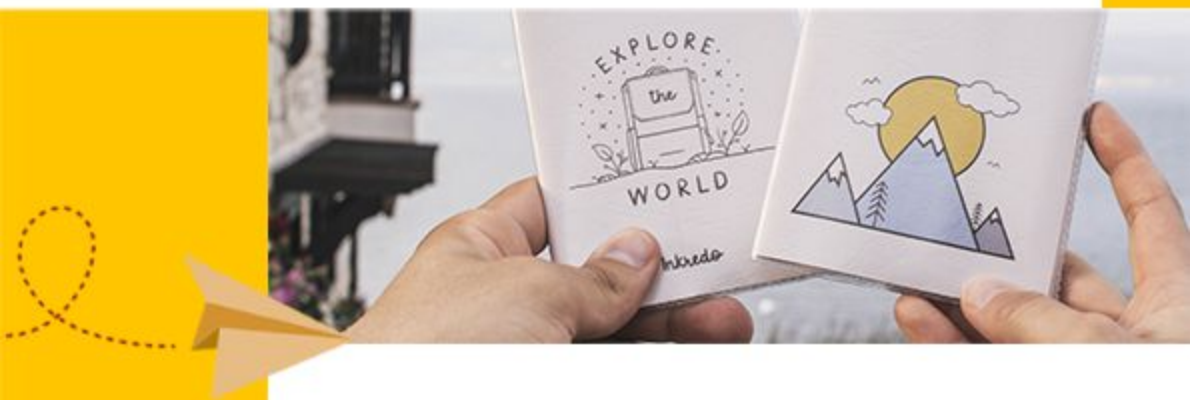




First Steps... Limerick, here I GO!



THE GREAT DAY HAS FINALLY ARRIVED!

The time for your final preparations is coming, so read all these information carefully to get ready for Limerick without any trouble.

CHECK LIST 1/2

- Original Passport, in perfect condition, valid for at least one year.
- Digital COVID Certificate of Vaccination printed in English.
- Return flight ticket to your country with confirmation.



**CONFIRM YOUR
COURSE START DATE
AND ARRIVAL TIME
FOR STUDENTS**

- Enrolment Letter from the school colour printed in high resolution, without erasures and in good condition.
- Confirm check-in and check-out dates and departure times for accommodation.

CHECK LIST 2/2

- Bank statement with minimum €3.000 requested by Immigration. We advise you to bring at least €4.000 to cover your initial expenses.
- Private health insurance (if you have it), translate in English. For short time courses, it is extremely important, because Immigration is asking for it upon entry into the country.

For the 6 months courses, you will receive your insurance policy once you have found your permanent Irish address and it is not necessary for entry into the country, as the information is contained in your Enrolment Letter.



- Check the departing airport and the schedule of flight.
- Always arrive 3 hours in advance of the flight departure time.
- You need to have the telephone and address of the school and the accommodation printed.
- Euros is cash. (We recommend 100 euros for emergencies).
- Credit Card (optional) - Do not forget to activate your credit card for International transactions, Otherwise it's not possible to use.



INTERNATIONAL AIRPORT

IMMIGRATION

NON-EEU/EEA

This is the most anticipated moment of the trip, but there is no reason to be afraid if you have all of your paperwork in order. Airport officials will just check your documents and put in your passport the deadline you have to introduce yourself to the Limerick City Immigration Office and register.

(Applicable only for the academic year. Until 12 weeks of study, student visa does not apply). If you do not speak anything or almost no English, you do not have to worry. If the immigration officer needs more information than you have in hand, he will ask a translator or call the school. So do not worry and enjoy your arrival to Esmerald Isle.

EUROPEAN: If you have a European passport, you should follow the European queue and present just your passport. In some cases immigration may require additional documentation, so I recommend that you have the above documents in your hands.





PLACEMENT TEST

You have probably already received or will receive the email about your English Level.

Usually this test comes two weeks before your boarding, and if you haven't received it in two weeks, please let me know.

Also check your electronic bin box and SPAM, in some cases the email is directed to this box.



YOUR FIRST DAY



If your course is in the morning, you must show up at the school's Main Reception on Monday before **9 am**.

If your course is in the afternoon, you must show up at the school's Main Reception on Monday before **1 pm**.



Every Thursday happens the Induction Day, before the beginning of the classes on Monday. All the details such as school policies, classes schedules, will be passed to you on that day. Below are the classes timetable:



Morning: 15hr course / per Week
Monday to Friday from 9 am to 12:15 pm




Afternoon: 15hr course / per Week
Monday to Thursday from 1 pm to 5:00 pm


Note that if you are 15 minutes late to class, you will be marked as absent. This will affect your attendance and consequently your visa.


See you in
LIMERICK!



Follow us in our
Social Media:

studentcampusie 

studentcampuslimerick 

@studentcampuslimerick 

sales@studentcampusie 